

Portable Pneumatic Calibrator Series 65-120

The **Series 65-120** Pneumatic Calibrator provides high-degree accuracy for on-site testing and calibration service. This versatile portable test stand combines precision measurement and durable construction in a compact unit that is capable of simulating, applying, holding, regulating and measuring both pressure and vacuum. The dial, all pressure connections, and the controls are panel-mounted for easy access.

Standard Features

Accuracy

0.066% of full scale

Repeatability

0.03% of full scale

Sensitivity

0.01% of full scale

Hysteresis

0.1% of full scale

Readability

0.02% of full scale

Temperature effect

Maximum is 0.1% of full scale per 10°C / 50°F change from 23°C / 73.4°F

Scale length

45 in. (1140 mm) through 2 pointer revolutions

Dial diameter

8 ½ in. (215 mm)

Capsule system volume

6.9 cc with pointer at zero; 8.6 cc, at full scale

Case volume

3070 cc

Case pressure

35 psi (2.5 bar) maximum

Overpressure protection

A pressure relief valve protects the mechanism (capsule); pressure up to 90 psi will not damage the mechanism nor affect accuracy. A built-in relief valve and a flow restrictor



Portable Pneumatic Calibrator Series 65-120

protect the case from pressures up to 10 times the case rating of 35 psi. This valve is an emergency-protective device only.

Maximum case leak rate

Will not exceed 1.03×10^{-7} std cc / sec or 0.018 psi / hr

Materials exposed to measured gas

- Capsule system: Ni-Span C; soft solder; brass; 303 stainless steel; silver solder
- Case system: Ni-Span C; brass; phosphor bronze, beryllium copper, magnesium, aluminum, nylon, 303 stainless steel; Elgiloy; soft solder, silver solder, Hypalon
- Inlet manifold to pressure gauge: aluminum; brass; polyethylene; copper; steel; glass wool; carbon; Buna N

Gauge case

Anodized aluminum with tempered-glass dial cover

Carrying case

ABS plastic 17 ½ in. x 12 in. x 7 ½ in. (445 x 305 x 190 mm)

Accessories

6 adapters for ⅛" pipe thread to ¼" plastic tubing, 20 ft of ¼" OD plastic tubing, instruction book, sheet with summary of important instructions

Shipping weight

approx. 26 lb (12 kg); approx. 20 lb (9 kg) net

Note

Calibrator for use with non-corrosive gases. It should not be used with liquids.

Standard Ranges and Ordering Numbers

The standard scale contains two sets of calibrations (dual scale) in the pressure units inches of water and psi. Dial markings in the negative range are in red colour and in the positive range in black colour.

Range and Calibration	Ordering Number	Graduation
Outer scale: –100 to 0 to 850 inches of water (20 °C)	65-120 000	1.0 inch water
Inner scale: –3.6 to 0 to 30.6 psi		0.05 psi
Other available ranges		
0 to 4.5 psi (0 to 300 mbar)	65-120 005	0.005 psi (0.5 mbar)
0 to 10 psi (0 to 700 mbar)	65-120 010	0.01 psi (1 mbar)
0 to 15.5 psi (0 to 1 bar)	65-120 015	0.02 psi (0.001 bar)
0 to 20 psi (0 to 1.4 bar)	65-120 020	0.02 psi (0.002 bar)
0 to 30 psi (0 to 2 bar)	65-120 030	0.05 psi (0.002 bar)
0 to 45 psi (0 to 3 bar)	65-120 045	0.05 psi (0.005 bar)
0 to 60 psi (0 to 4 bar)	65-120 060	0.1 psi (0.005 bar)
0 to 100 psi (0 to 7 bar)	65-120 100	0.1 psi (0.01 bar)

Other units of calibration are available at no extra cost. Two sets of calibration (dual scales) are available at extra cost.

Design and Construction

The **Series 65-120** Portable Pneumatic Calibrator is a pressure-vacuum test stand wholly contained in a carrying case. The front panel accommodates the precision pressure gauge, all pressure connections, two air-regulator controls, and a selector valve. With the selector valve, three different test pressures can be applied individually to the gauge. A fourth selector setting vents the gauge to atmosphere.

The precision pressure gauge has a Ni-Span C, capsule-type pressure element which gives excellent temperature stability and speed of response. An almost frictionless mechanical linkage amplifies capsule movement and transmits it to the pointer. Although highly sensitive and accurate, the mechanism is built to withstand the handling normally associated with on-site calibration of pneumatic instrumentation.

A filter on the air supply keeps oil and moisture out. Two regulators apply known pressures to the devices under test. The connection block has 1/8-inch female-pipe-threaded connections. Small gauges can be threaded directly into the block; or as with larger instruments, connected by flexible tubing.

The standard scale contains two sets of calibrations:

– 100 to 0 to 850 inches of water (20 °C) and – 3.6 to 0 to 30.6 psi.

Other ranges and units of calibration (from min. 0 – 4.5 psi to max. 0 – 100 psi) are available.

Advantages

- Accuracy 0.066% FS
- Scale length 45 inches (1140 mm)
- Clear readout
- Versatile capabilities
- Easy to use
- Dual scale calibration for standard range

Features

Clear, Accurate Readout

Sharply defined graduations, a 45-inch (1140 mm) scale length over two pointer revolutions, and a knife-edge pointer facilitate precise readouts. All scale calibrations are individually plotted and hand marked to produce a dial custom fitted to the pressure element and mechanism of that gauge.



WIKA (top) and competitive scales of the same range.

Engineered for Performance

The gauge housing is heavy cast aluminum with a tempered glass dial cover. A built-in pressure-relief valve has a dumping capacity which protects the case against overpressures to 10 times the maximum pressure rating. A separate pressure-relief valve protects the capsule mechanism. The gauge is mounted inside the carrying case on rubber-padded shock mounts. The carrying case is constructed of strong but lightweight molded ABS that flexes to absorb shock from impact.

Compact, Built for On-Site Service

The **WIKA** Portable Pneumatic Calibrator weights only 20 lb (9 kg) and is only slightly larger than a attache case. The easy portability, simple set-up, and the versatile capabilities of this unit extends its usefulness for service in the field. Its portability saves the time and expense of shop calibration.



- 1 Compartment for accessories
- 2 Differential Input
- 3 Input to be read
- 4 Regulated output no. 2
- 5 Regulated output no. 1
- 6 Air supply connection
- 7 Regulators
- 8 Selector Valve
- 9 Schematic flow diagram
- 10 Shock-mounted gauge

Connections for Different Pressure Readouts

For gauge pressure

test pressure is applied to the capsule through the appropriate P connection; the case is open to atmosphere through S.

For differential pressure

high test pressure is applied to the capsule through the appropriate P connection. Low test pressure is applied to the case through S.

For absolute pressure

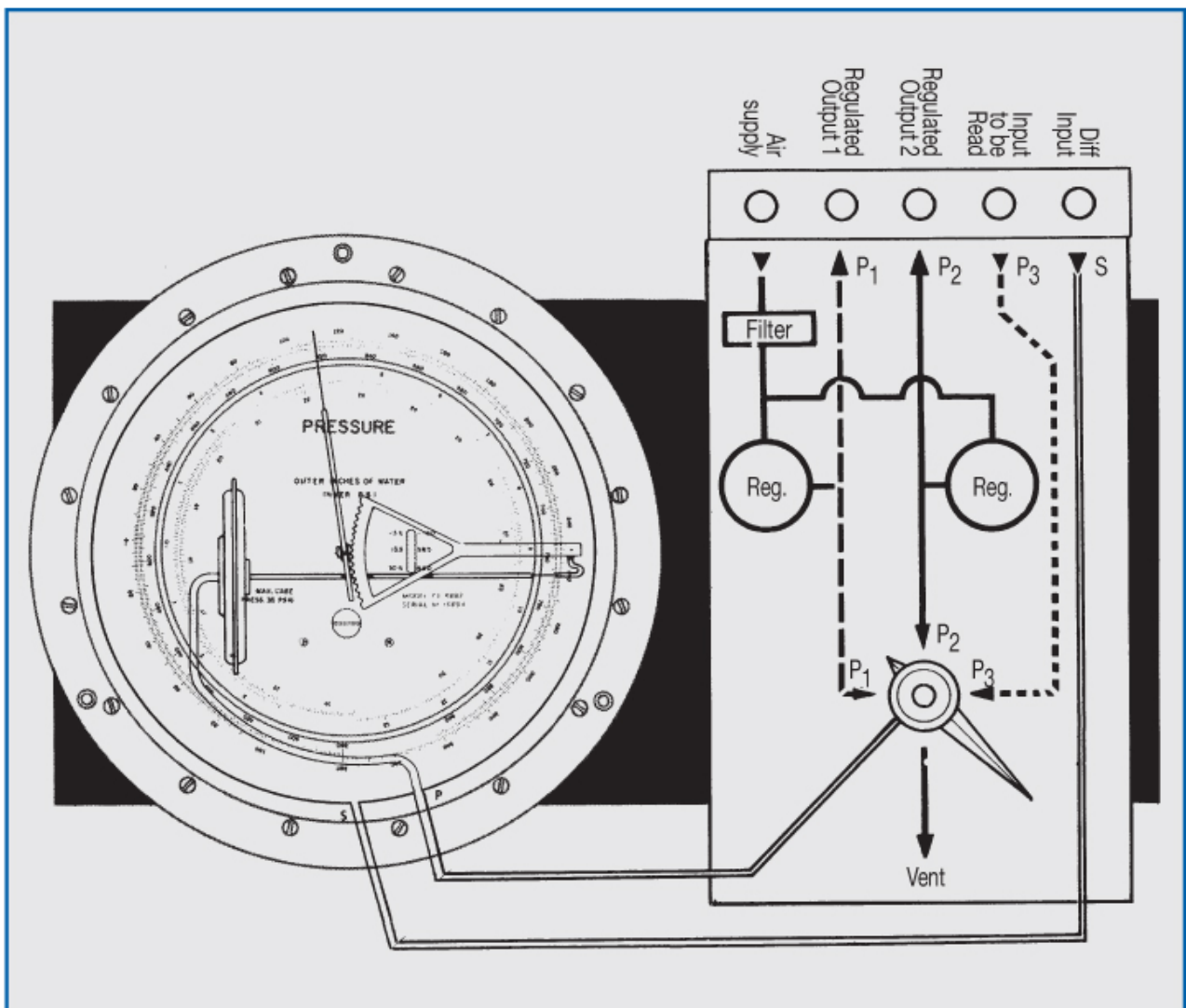
test pressure is applied to the capsule through the appropriate P connection and the case is continuously subjected to full vacuum through S.

For vacuum

the capsule is open to atmosphere through connection P; the case is connected to test vacuum at S.

For positive and negative pressures

test pressure is applied to the capsule through the appropriate P connection and the case is open to atmosphere through S.

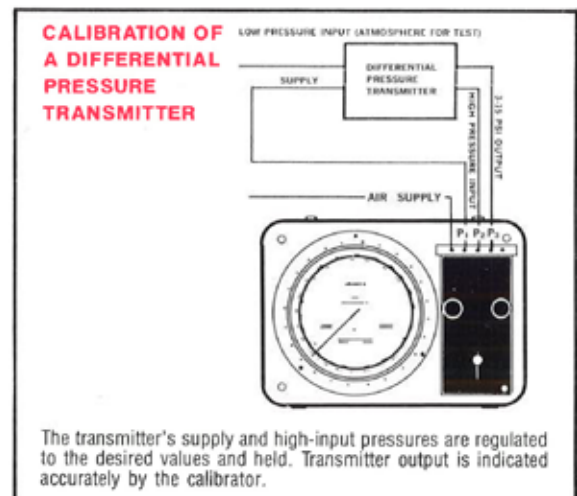
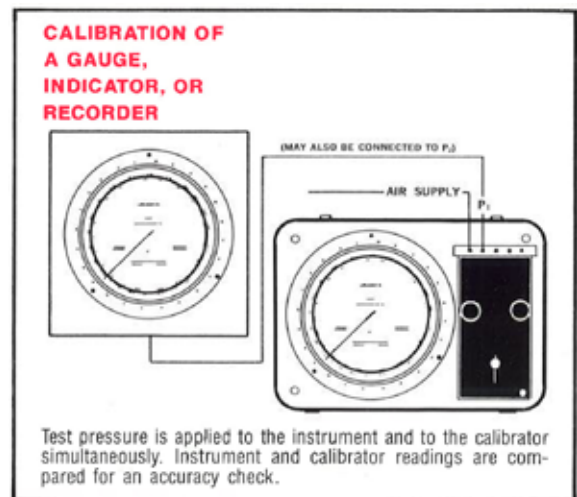
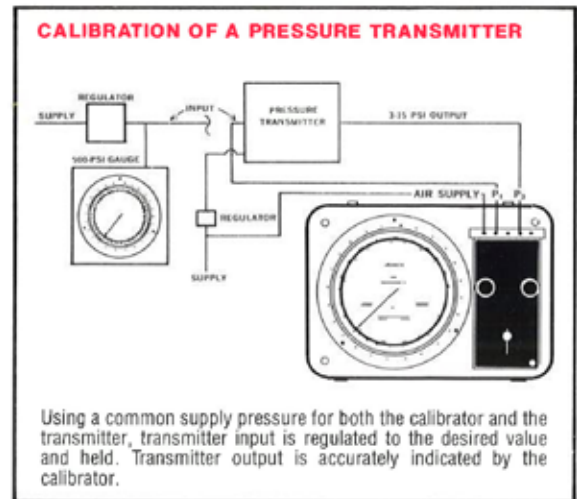
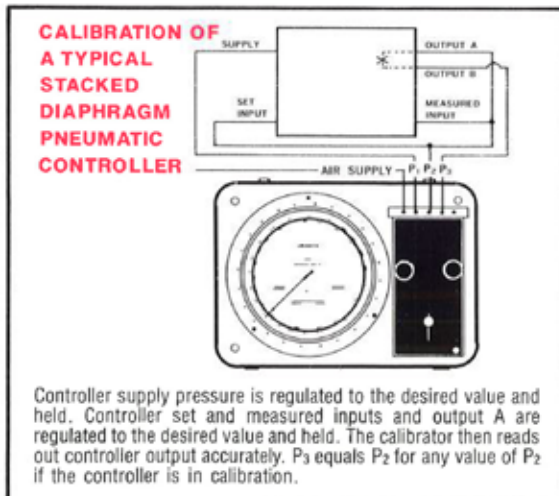
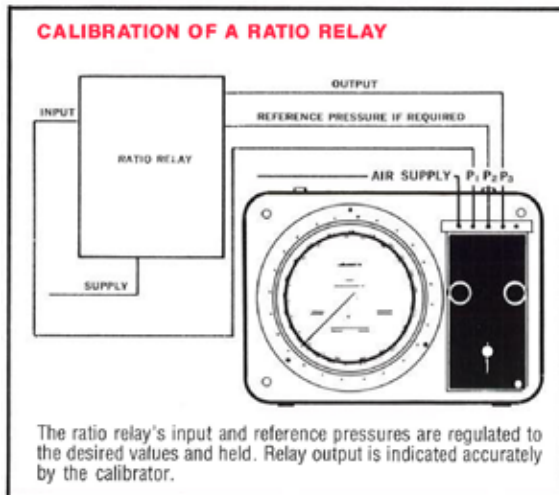


Calibrator Uses

The **WIKA** Portable Calibrator eliminates the need for special arrangements or external controls. The carrying case has a compartment for adapters, tubing, and other accessories; the case cover is easily removed. Complete information on the use of the calibrator is given in an instruction book. A schematic flow diagram on the panel shows the calibrator's connections at a glance.

Uses of the WIKA Portable Calibrator

Simplest use of the calibrator is to carry it to an onstream gauge, indicator, or recorder. Calibration of such instruments can be quickly checked by making simple connections without taking the instrument out of service. Also, the calibrator can simulate the set and process-variable signals to a pneumatic control device and check its output. These three pressures can be read out and checked in any order and in rapid sequence. By evacuating the calibrator, absolute pressure measurements can be made.



WIKA Instrument Corporation

1000 Wiegand Boulevard

Lawrenceville, GA 30043-5868

Tel: 888-WIKA-USA • 770-513-8200

Fax: 770-338-5118

E-Mail: info@wika.com

www.wika.com